

**DICHIARAZIONE DI ACCETTAZIONE INCARICO DI COMPONENTE COMMISSIONE
GIUDICATRICE AI SENSI DELL'ART. 77 DEL D.LGS. 50/2016**

Il/La sottoscritto/a **FABRIZIO CHEGA**, nato/a il [redacted], a [redacted], CF [redacted], accetta l'incarico di **ESERCIZIO DI COMMISSIONE DI PAMA** della commissione giudicatrice relativa alla gara comunitaria centralizzata finalizzata alla stipula di un accordo quadro per la fornitura di stent vascolari occorrenti alle aziende sanitarie della Regione Lazio e della Regione Calabria, indetta con Determinazione n. G01243 del 02/02/2023


DICHIARA

Ai sensi e per gli effetti degli artt. 46 e 47 del D.P.R. 28 dicembre 2000, n. 445, consapevole della responsabilità penale in caso di dichiarazioni mendaci e falsità in atti:

- di non aver svolto alcuna altra funzione o incarico tecnico o amministrativo relativamente al contratto da affidare con la procedura in oggetto;
- di non aver ricoperto, nel biennio antecedente la presente dichiarazione, la carica di pubblico amministratore in relazione alla stazione appaltante che ha indetto la procedura in oggetto;
- di non aver concorso, in qualità di membro di Commissione giudicatrice di appalti pubblici, con dolo o colpa grave accertati in sede giurisdizionale con sentenza non sospesa, all'approvazione di atti dichiarati illegittimi;
- di non essere stato condannato neppure con sentenza non passata in giudicato, per i reati previsti nel capo I del Titolo II del libro secondo del Codice penale;
- di non incorrere in alcuna delle cause di astensione previste dall'art. 51 del Codice di procedura civile, ovvero:
 - a) di non aver interesse nella procedura in oggetto;
 - b) di non essere, se stesso né il coniuge, parente fino al quarto grado o legato da vincoli di affiliazione, o convivente o commensale abituale di uno o più concorrenti nella procedura in oggetto;
 - c) di non avere, se stesso né il coniuge, causa pendente o grave inimicizia o rapporti di credito o debito con uno dei concorrenti nella procedura in oggetto;
 - d) di non aver consigliato, patrocinato, deposto come testimone, prestato assistenza come consulente tecnico o essere stato arbitro, in una causa con uno dei concorrenti alla procedura in oggetto;
 - e) di non essere tutore, curatore, amministratore di sostegno, procuratore, agente o datore di lavoro di un concorrente alla procedura in oggetto, né di essere amministratore o gerente di un ente, di un'associazione, di un comitato, di una società o stabilimento che ha interesse nella procedura.
- di non incorrere in alcuna delle circostanze costituenti situazioni di conflitto di interessi ai sensi dell'art. 42 del d.lgs. 50/2016.

Luogo e data

VITERBO 21.03.2023

Firma per esteso


EUROPEAN
CURRICULUM VITAE
FORMAT



PERSONAL INFORMATION

Name CHEGAI, FABRIZIO
Telephone [REDACTED]
E-mail [REDACTED]
Nationality ITALIAN
Birth Date [REDACTED]
Registration Number ALBO PROVINCIALE DEI MEDICI CHIRURGI DI ROMA (ORDINE DELLA PROVINCIA DI ROMA) N. 0000059167

WORKING EXPERIENCE

- from March 2017 today
 - name and address of the employer
 - main tasks and responsibilities
- MEDICAL DOCTOR - RADIOLOGIST
AZIENDA SANITARIA VITERBO OSPEDALE DI BELCOLLE- S. SAMMARTINESE SNC - 01100 VITERBO ITALY
Interventional Radiologist, Vascular and Extravascular procedure; CT and MRI imaging

EDUCATIONAL BACKGROUND

High school degree: "Liceo Classico A. Mancinelli", Velletri RM, ITALY; from 21.09.1998 to 02.07.2003; awarded on 20.07.2003

Master degree in Medicine: "Tor Vergata" University of Rome, Rome, ITALY 110/110; from September 2003 to July 2011; awarded on July 2011: Thesis title: "Comparative evaluation of percutaneous laser and radiofrequency ablation in patients with HCC smaller than ≤ 4 cm."

Clinical Observership on "Interventional Radiology Service at Memorial Sloan Kettering Cancer Center" New York, USA from October 2014 to January 2015

Residency in Radiology at Diagnostic Imaging and Interventional Radiology awarded on July 2016, at Tor Vergata University of Rome, ITALY: Thesis title: "Repeated Transarterial Chemoembolization with Degradable Starch Microspheres (DSMs-TACE) of Unresectable Hepatocellular Carcinoma."

26.01.2021

Phd in Translational Medicine at Tor Vergata University of Rome,
ITALY: Thesis title: "*Degradable starch microspheres transarterial
chemoembolization (DSMs-TACE) in patients with unresectable
hepatocellular carcinoma (HCC): long-term results from a single-center
137-patient cohort prospective study*"
Thesis supervisor: Prof A Orlacchio

LANGUAGES

ITALIAN – NATIVE SPEAKER
ENGLISH – WORKING PROFICIENCY


TECHNICAL SKILLS

SOFTWARE
Microsoft Office 2003-2007
MedCalc Software
Graph Pad Prism 7.0

COURSES AND CONFERENCES

- ✓ Radiological Society of North America annual meeting, Chicago 2013
- ✓ Radiological Society of North America annual meeting, Chicago 2014
- ✓ Radiological Society of North America annual meeting, Chicago 2015
- ✓ European Congress of Radiology, Vienna 2013
- ✓ European Congress of Radiology, Vienna 2015
- ✓ Cardiovascular and Interventional Radiological Society of Europe's Congress, Glasgow 2014
- ✓ Cardiovascular and Interventional Radiological Society of Europe's Congress, Lisbon 2015
- ✓ International Course of Endovascular Procedures, Icep 2009, Rome
- ✓ International Course of Endovascular Procedures, Icep 2010, Rome
- ✓ International Course of Endovascular Procedures, Icep 2011, Rome
- ✓ International Course of Endovascular Procedures, Icep 2012, Rome
- ✓ International Course of Endovascular Procedures, Icep 2013,

26.01.2011




- Rome
- ✓ International Course of Endovascular Procedures, Icep 2014, Rome
- ✓ International Course of Endovascular Procedures, Icep 2015, Rome
- ✓ Convegno: "Criteri di appropriatezza clinica, strutturale e tecnologica di Radiologia Interventistica" Roma, 27 Gennaio 2012
- ✓ Convegno: "IMAGING E TUMORI: polmone, colonretto e prostata". Roma 17/12/2011

SCIENTIFIC CONTRIBUTIONS

Peer-Reviewed articles:

- ✓ **Chegai F, Gandini R.** Intraplug coils delivery for fast closure of giant arteriovenous fistulas (AVFs) aneurysm in dialyzed patient. Radiol Case Rep. 2019 Dec 12;15(3):163-166. doi: 10.1016/j.radcr.2019.10.008. eCollection 2020 Mar. PMID: 31879532 Free PMC article.
- ✓ **Greco L, Chegai F, Pensabene MC, De Corato L, Pampana E, Lenci I, Garaci F, Floris R, Melis M.** Early detection of hepatic encephalopathy after transjugular intrahepatic portsystemic shunt using multiparametric magnetic resonance with spectroscopy. Eur J Radiol Open. 2019 Dec 2;6:350-357. doi: 10.1016/j.ejro.2019.09.002. eCollection 2019 PMID: 31886319
- ✓ **Orlacchio A, Chegai F, Roma S, Merolla S, Bosa A, Francioso S.** Degradable starch microspheres transarterial chemoembolization (DSMs-TACE) in patients with unresectable hepatocellular carcinoma (HCC): long-term results from a single-center 137-patient cohort prospective study. Radiol Med. 2020 Jan;125(1):98-106. doi: 10.1007/s11547-019-01093-x. Epub 2019 Oct 3. PMID: 31583558
- ✓ **Gandini R, Pratesi G, Merolla S, Scaggiante J, Chegai F.**


26.01.2021



A SINGLE-CENTER EXPERIENCE WITH FIBRINIX AMBIRECTOMY System in Patients With Moderate to Heavily Calcified Femoropopliteal Lesions. *Cardiovasc Revasc Med.* 2020 May;21(5):676-681. doi: 10.1016/j.carrev.2019.08.019. Epub 2019 Aug 23. PMID: 31488361

- ✓ Pace C, Nardone V, Roma S, **Chegai F**, Toti L, Manzia TM, Tisone G, Orlacchio A. Evaluation of Contrast-Enhanced Intraoperative Ultrasound in the Detection and Management of Liver Lesions in Patients with Hepatocellular Carcinoma. *J Oncol.* 2019 Aug 5;2019:6089340. doi: 10.1155/2019/6089340. eCollection 2019. PMID: 31467539
- ✓ Orlacchio A, **Chegai F**, Francioso S, Merolla S, Monti S, Angelico M, Tisone G, Mannelli L. Repeated Transarterial Chemoembolization with Degradable Starch Microspheres (DSMs-TACE) of Unresectable Hepatocellular Carcinoma: A Prospective Pilot Study. *Curr Med Imaging Rev.* 2018 Aug;14(4):637-645. doi: 10.2174/1573405613666170616123657. PMID: 30197583
- ✓ Gandini R, Merolla S, **Chegai F**, Abrignani S, Lenci I, Milana M, Angelico M. Trans-splenic Embolization Plus Partial Splenic Embolization for Management of Variceal Bleeding Due to Left-Sided Portal Hypertension. *Dig Dis Sci.* 2018 Jan;63(1):264-267. doi: 10.1007/s10620-017-4863-9. Epub 2017 Nov 28. PMID: 29185168
- ✓ **Chegai F**, Cavallo AU, Forcina M, Giuricin V, Castellani F, Greco L, Manuelli M, Manzia TM, Sergiacomi G. Giant Splenorenal Shunt in a Young Patient with Autoimmune Hepatitis/Primary Biliary Cholangitis Overlap Syndrome and Portal Vein Thrombosis. *Case Rep Radiol.* 2017;2017:2167364. doi: 10.1155/2017/2167364. Epub 2017 Feb 20. PMID: 28316856
- ✓ Greco L, **Chegai F**, Melis M, Floris R. Imaging biomarker in liver transplantation (LT): Role of brain

26.01.2021



- MRI on evaluation of early disappearance of basal ganglia hyperintensity after successful LT. *Dig Liver Dis.* 2016 Aug 31. pii: S1590-8658(16)30693-4. doi: 10.1016/j.dld.2016.08.116. PMID: 27660029
- ✓ **Chegai F**, Merolla S, Greco L, Nezzo M, Mannelli L, Orlacchio A. Re: Baseline and Early MR Apparent Diffusion Coefficient Quantification as a Predictor of Response of Unresectable Hepatocellular Carcinoma to Doxorubicin Drug-Eluting Bead Chemoembolization. *J Vasc Interv Radiol.* 2016 Sep;27(9):1456-8. doi: 10.1016/j.jvir.2016.05.007. PMID: 27566431
 - ✓ **JS Gluskin, F Chegai, S Monti, E Squillaci, L Mannelli.** "Hepatocellular Carcinoma and Diffusion-Weighted MRI: Detection and Evaluation of Treatment Response". *J. Cancer* 2016; 7(11): 1565-1570. doi:10.7150/jca.14582
 - ✓ **A Orlacchio, F Chegai, S Fabiano, et al.** "Role of MRI with hepatospecific contrast agent in the identification and characterization of focal liver lesions: pathological correlation in explanted livers"*Radiol Med.* 2016 Jul;121(7):588-96. Doi: 10.1007/s11547-016-0636-3. Epub 2016 Apr 21. PMID: 27100719
 - ✓ **Gandini R, Merolla S, Chegai F, et al.** "Intraprocedural Foot Embolization during In-Stent Restenosis Superficial Femoral Artery Recanalization: Plantar to Pedal Loop Aspiration Thrombectomy Technique Using the Penumbra MAX Catheter". *J Vasc Interv Radiol.* 2016 Apr;27(4):606-8. doi: 10.1016/j.jvir.2015.12.020. No abstract available. PMID: 27013008
 - ✓ **Chegai F, Orlacchio A, Merolla S, Monti S, Mannelli L.** "Intermediate hepatocellular carcinoma: the role of transarterial therapy". *Hepat Oncol.* 2015 Oct;2(4):399-408. PMID: 26998220
 - ✓ **Chegai F, Monti S, Orlacchio A, Mannelli L.** "Liver and bone metastases from breast cancer: Eovist magnetic resonance and diffusion weighted imaging, 18F-FDG positron emission/computed tomography". *Dig Liver Dis.*

26.01.2021



2016 Feb;48(2):213. doi: 10.1016/j.dld.2015.08.002.
Epub 2015 Aug 18. No abstract available. PMID:
26341966

- ✓ Orlacchio A, Chegai F, Merolla S, et al. "Downstaging disease in patients with HCC outside up-to-seven criteria: strategies using DSM-TACE". World Journal of Hepatology 2015. Accepted, in press
- ✓ Gandini R, Del Giudice C, Merolla M, Chegai F et al. Foot embolization during limb salvage procedures in patients with critical limb ischemia: Successful management with a mechanical thromboaspiration device. Journal of Endovascular Therapy 2015. Accepted, in press. DOI: 10.1177/1526602815589955
- ✓ Orlacchio A, Chegai F, Del Giudice C et al. "Radiofrequency thermoablation of HCC larger than 3 cm and less than 5 cm proximal to the gallbladder without gallbladder isolation: a single center experience." Biomed Res Int. 2014;2014:896527. doi: 10.1155/2014/896527. Epub 2014 Aug 28
- ✓ Chegai F, Orlacchio A, Massaccesi M et al. Ruolo dell'Elastosonografia Real Time (RTE) nella diagnosi della Nefropatia Cronica del Rene Trapiantato (CAN). Il Giornale Italiano di Radiologia Medica. 2014 July 1(4):619-24
- ✓ Orlacchio A, Chegai F, Del Giudice C, et al. "Kidney transplant: usefulness of real-time elastography (RTE) in the diagnosis of graft interstitial fibrosis." Ultrasound Med Biol. 2014 Nov;40(11):2564-72. doi: 10.1016/j.ultrasmedbio.2014.06.002. Epub 2014 Sep 11.
- ✓ Gandini R, Del Giudice C, Chegai F et al. "Encouraging and Positive Trend Towards Treatment of Acute Ischemic Stroke Performed by Vascular Interventional" Radiologist. Cardiovasc Intervent Radiol. 2014 Mar 5. [Epub ahead of print]
- ✓ Manenti G, Nezzo M, Chegai F et al. "DWI of Prostate Cancer: Optimal -Value in Clinical Practice" 2014

26.01.2011



Prostate Cancer Article ID 868269, 9 pages

<http://dx.doi.org/10.1155/2014/868269>

- ✓ Orlacchio A, Ciarrapico AM, Schillaci O, Chegai F et al. "PET-CT in oncological patients: analysis of informal care costs in cost-benefit assessment". *Radiol Med*. 2014 Apr;119(4):283-9. doi: 10.1007/s11547-013-0340-5. Epub 2013 Nov 26.
- ✓ Orlacchio A, Bolacchi F, Chegai F et al. "Comparative evaluation of percutaneous laser and radiofrequency ablation in patients with HCC smaller than 4 cm". *Radiol Med*. 2013 Nov 26. [Epub ahead of print]
- ✓ Orlacchio, A., Chegai F et al (2013). Radiology and management issues in Italy. *Imaging Management*, 13(1), 44-46

Books, book chapters and reviews:

- ✓ Simonetti G, Stefanini M, Del Giudice C, Altobelli S, Chegai F, Fabiano S "Percutaneous treatment of deep vein thrombosis". In: Allegra A, Antignani P.L., Kalodiki E. "News in Phlebology" Italy 2013 Edizioni Minerva Medica S.p.a. ISBN:978-88-7711-778-6
- ✓ Simonetti G, Floris R, Gandini R, Pampana E, Chegai F, Da Ros V, D'Onofrio A, Fabiano S, Konda D, Morosetti D, Reale C.A, Stefanini M, Diomedi M, Sallustio F, Stanzione P. "Endovascular treatment of acute stroke." In: "Endovascular techniques in the management of aortic and peripheral arterial disease" C. Setacci, R. Chiesa, P. Cao: - Edizioni Minerva Medica 2015 ISBN 8877118563

Oral Presentations:

Chegai F, Orlacchio A et al

"Kidney Transplant: The Diagnosis of Chronic Allograft Nephropathy (CAN) with Real Time Elastography (RTE).

Comparative Evaluation between RTE Data and Hystological Findings." Presented at RSNA's 99th Scientific Assembly and Annual meeting, Chicago 2013

Chegai F, Orlacchio A et al

"Degradable Starch Microspheres Transarterial Chemoembolisation (DSM-TACE) of Multifocal HCC: Diffusion-weighted Magnetic Resonance Imaging (DWI) Evaluation of

01.2021

Therapeutic Efficacy Compared with Contrast Enhanced CT" Presented at RSNA's 100th Scientific Assembly and Annual meeting, Chicago 2014

Chegai F, Orlacchio A et al

"Repeated transarterial chemoocclusion with degradable starch microspheres (DSMs-TACO) of unresectable hepatocellular carcinoma: a prospective pilot study" Presented

at Cardiovascular and Interventional Radiological Society of Europe's Congress, CIRSE Lisbon 2015

Chegai F, Orlacchio A et al

"Biopsia rene trapiantato: il ruolo dell' elastonografia real time nella caratterizzazione tissutale, dal rigetto acuto alla nefropatia cronica. Correlazione tra i dati elastosonografici ed istologici".

Presented at SIRM conference 2014

Chegai F, Orlacchio A et al

"Repeated Transarterial Chemoocclusion with Degradable Starch Microspheres (DSMs-TACO) of Unresectable Hepatocellular Carcinoma: A Single Center Experience"

Presented at RSNA's 101st Scientific Assembly and Annual meeting, Chicago 2015

AWARDS, HONORS, &
RECOGNITION

"Young Fellows Project"
Roberto Passariello Award 2014
RSNA-SIRM 2014

PROFESSIONAL MEMBERSHIPS

Società Italiana di Radiologia Medica, SIRM

European Society of Radiology, ESR

Cardiovascular and Interventional Radiological Society of Europe
CIRSE

26.01.2011

Date

Signature